

DAY 4 TRUTH: JESUS DIED AND ROSE AGAIN

BIBLE STORY

Jesus Is Alive
(Isaiah 53:5, 9-11; John 19:17-20:18)

TODAY'S POINT

Jesus fulfilled God's plan to be our Savior.

BIBLE VERSE

You will seek me and find me when you search for me with all your heart. *Jeremiah 29:13*


And ye shall seek me, and find me, when ye shall search for me with all your heart. *Jeremiah 29:13 (KJV)*

Was it hard to pause at the end of yesterday's Bible study? How thankful we are that the story did not end there! God's prophets foretold specific details of this amazing saga hundreds of years before they happened. Many verses in Isaiah 53 point to the things the Messiah would experience. They are not just prophecies of death and punishment; they are also promises of restoration and restitution.

John 19 describes the events of Jesus' final sentence and crucifixion. As Isaiah had prophesied, Jesus died in the company of those who had done wicked (unlawful) things, even though He had done no wrong. When Jesus said, "It is finished," He knew that the debt of sin had been paid. Further fulfilling the Isaiah prophecy, Jesus' body was placed in the tomb of a rich man. Joseph of Arimathea had been a follower of Jesus, but he had kept his discipleship secret because he feared the Jews. After Jesus' crucifixion, Joseph stepped forward to ask Pilate for Jesus' body. Joseph and Nicodemus (a Pharisee who also followed Jesus' teachings) took Jesus' body from the cross and wrapped it in linen cloths with the appropriate burial spices. They placed Jesus' body in a newly excavated tomb. Only the wealthy were able to afford the luxury of a personal tomb. Because of the limited descriptions of burial in the New Testament, many of us may have assumed everyone was buried in a cave-like structure with a large round stone over the opening. The truth is this type of tomb spoke of wealth. Many tombs of the less wealthy had only a rock slab to block the entrance.

Jesus had often told His followers what would happen, but they could not understand the fact that Jesus would die and then come back to life on the third day. So, on the first day of the week, after the Sabbath had ended, Mary Magdalene approached the tomb to help finalize the burial rites for the body. The stone was removed and Jesus was not there! Mary quickly ran to tell the disciples. Peter and John rushed back to the tomb to see for themselves. The tomb was empty! The Scripture says they believed but still did not understand.

As Mary stood crying by the empty tomb, she was aware of someone nearby but assumed it was the gardener. When the



BONUS VERSE

Jesus said to her, "I am the resurrection and the life. The one who believes in me, even if he dies, will live." *John 11:25*

Jesus said unto her, I am the resurrection, and the life: he that believeth in me, though he were dead, yet shall he live.
John 11:25 (KJV)

man asked why she was crying and whom she was looking for, Mary begged him to tell her where they had taken the body of Jesus. Then Jesus said, "Mary." At once Mary realized that it was Jesus who spoke to her. Jesus' words, "Don't cling to me," indicate His physical resurrection. Mary's relief and joy surely had her holding on to her Lord. In a time period and culture that often devalued women, Jesus first appeared to a woman and gave her the job of reporting His appearance to His followers. Mary had the joyous privilege of announcing the good news to the disciples. "I have seen the Lord!" Jesus is alive!

FACTS AND ARTIFACTS


In addition to connecting Old Testament prophecies with New Testament fulfillments, this week of VBS links each day to real archaeological finds that further emphasize the reality of what we read in the Bible.

TODAY'S ARTIFACT: ROLLING TOMB STONE

During Jesus' lifetime, the poor or lower class utilized nearby caves for burial. Only the wealthy could purchase a tomb cut out of the rock, and only the wealthy could afford a rolling stone for the opening. In fact, very few exist. The vast majority of people would simply place a square block stone against the cave entrance.

THINK ABOUT IT:


Have you ever had a time when you felt utterly defeated and then ... God revealed Himself in a very real way? Did you excitedly run to tell your friends about it?



START IT (4 MINUTES)

1. Shuffle and spread out the "Circle Relics" (pack item 16) facedown on the floor.
2. Ask each child to choose one, and then direct them to find the other kids in the room who have the same etching on their relics.
3. When the kids find each other, have them sit down together in their groups.
4. Lead them in an old-fashioned shouting contest, instructing some of the groups to yell, "Seek truth!" and the other groups to echo back, yelling, "Find Jesus!"
5. Say: "The Bible is the only source of real truth. When we seek Jesus, where do we need to look for Him?" (*In the Bible!*)
6. Add the Day 4 "Banner Add-on" to the wall near the "Destination Dig Banner" (pack items 1 and 2). Add a piece of yarn stretching from the add-on to the number 4 on the banner.

LEARN IT (10 MINUTES)

1.  Say: "Yesterday we learned about how Jesus was betrayed by His friend, arrested, falsely accused, punished, and sentenced to death on a cross. Jesus could have stepped out of the situation because He is God, but He chose to stay and fulfill the plan to rescue us from our sins."
2. Explain that the groups all have relics with etchings on them that relate to today's story. Say: "Your group's job will be to figure out what your etching has to do with the story. You will have to listen closely! When I pause in the story to say, 'Seek truth!' that's your cue to answer, 'Find Jesus!' Then we'll find the etching that matches up with that part of the story."
3. Open your Bible to John 19. Using the Bible story printed on the back of the "Day 4 Bible Story Picture" (pack item 17) as a guide, tell the story. Pause after each paragraph to let the groups decide which etching pertains to each part of the story.

Jesus Is Alive

God told prophets that Jesus would be born. God also told them how Jesus would be punished for our sins. The prophets also said that Jesus would die with the wicked, be buried with the rich, and be raised from the dead. All of this seemed too amazing to be true, but Jesus fulfilled every single prophecy.

Say: "Seek truth!" (Lead the kids to answer, "Find Jesus!")

Ask the groups to look at their etchings. Say: "It's amazing that the prophets heard so clearly from God and wrote down things that would happen hundreds of years in the future. Which group thinks they have the etching for the first part of this story?" (Bible)

Jesus was crucified between two criminals. When Jesus knew He had completed everything He came to do, He said, "It is finished." Then, He died.

Say: "Seek truth!" (Lead the kids to answer, "Find Jesus!")


START IT PREP

- ☐ Leader pack items 1, 2, 16

LEARN IT PREP

- ☐ Leader pack items 16, 17, 18, 19

SHARING THE GOSPEL

The  identifies an opportune time to share the gospel as led by the Holy Spirit.

HELPFUL DEFINITIONS

Prophet—Someone who got a special message from God and told the people what God said.

Crucified—Put to death on a cross.

Joseph of Arimathea—a wealthy member of the Jewish ruling council. Up until this point he had been a secret disciple of Jesus because of his fear of the Jews.

Nicodemus—A Pharisee and member of the Jewish governing body the Sanhedrin. Nicodemus met with Jesus at night to ask Him questions. See John 3.

Ask the group to look at their etchings. Say: "Jesus did exactly what He came here to do. He died for us. Which group thinks they have the etching for the second part of the story?" (Crosses)

Joseph of Arimathea, a wealthy man, asked to take care of Jesus' body. Joseph and Nicodemus took great care to prepare Jesus' body and place it in a brand new tomb Joseph had just had made. Then, they rolled a stone across the opening to seal the tomb.

Say: "Seek truth!" (Lead the kids to answer, "Find Jesus!")

Ask the groups to look at their etchings. Say: "The prophets said that Jesus would be buried among the rich. Who was rich?" (Joseph of Arimathea)

Say: "Which group thinks they have the etching for the third part of the story?" (Tomb)

Early on the first day of the week, Mary Magdalene went to the tomb to complete the burial rituals. When she got there, the stone was removed and Jesus was gone! Mary ran to tell the disciples. Peter and John raced to the tomb and looked inside. The burial clothes were there, but Jesus was not. They believed what they saw but still could not understand.

Say: "Seek truth!" (Lead the kids to answer, "Find Jesus!")

Ask the groups to look at their etchings.

Say: "The rich man's tomb was open! And Jesus was gone! Which group thinks they have the etching for this part of the story?" (Empty tomb)



Mary stood outside the tomb crying. She saw someone there, but she thought he was the gardener. The man said, "Mary." Immediately, Mary knew He was Jesus. She was overjoyed! She couldn't wait to tell the disciples. "I have seen the Lord!" she said. Jesus is alive!

Say: "Seek truth!" (Lead the kids to answer, "Find Jesus!")

Say: "Only one group still has an etching. Show us what it is!" (Excited Mary)

Ask: "How do you think Mary felt when she saw Jesus alive?" (Happy, excited, relieved)

Isaiah 53:5,9-11; John 19:17-20:18

4.  Display the "Gospel Poster" (pack item 18). Spend a few moments teaching the gospel to kids. For additional help, see the inside front cover of your leader guide.
5.  Give the kids pencils and the "Response Cards" (pack item 19). Explain that this is just a way for you to know if they have any questions about becoming a Christian. Assure them that you won't share their answers with the class.

KNOW IT (7 MINUTES)

1. Display the "Jeremiah 29:13 Poster" (pack item 5).
2. Say: "Did you know wind can be a problem at dig sites? Imagine how difficult it would be if the wind started blowing the sand when archaeologists are carefully trying to uncover something."
3. Ask the kids to sit in a circle. Say: "Let's pretend we're at a dig site. A great wind is about to blow!"
4. Explain that you will make statements like, "A great wind blows on people who have brown eyes." All those in the circle who have brown eyes will then stand up and say the verse together.
5. Continue for several rounds, using different statements each time that help the kids learn more about each other.

LIVE IT (7 MINUTES)

1. Give the kids their activity books. On page 11, use the images of people from today's Bible story to review. See how much the kids can recall about each person and the role he or she played.
2. Point out the picture of the burial tomb. Ask: "Why is it important to note that Joseph of Arimathea was a wealthy man who would have a nice tomb like this one?" (*Old Testament prophecies said that Jesus would be buried in a rich man's tomb.*)
3. Give each child a "Circle Relic" (pack item 16) to add to his Memory Maker bag. Say: "When you look at the etching on this relic after VBS is over, I hope you will remember the fact that Jesus loved you enough to come and be your Savior."

FINISH IT (2 MINUTES)

1. Give the kids the Day 4 Tag and the Gospel Tag.
2. Explain that they can use the Gospel Tag to tell others about Jesus.
3. Pray for the kids, asking God to help them understand the gospel. Pray that they will be able to think of someone they can share Jesus with.

KNOW IT PREP

- Leader pack item 5

LIVE IT PREP

- Leader pack item 16
- VBS 2021 Kids Activity Book
- Copy another set of the "Circle Relics" on heavyweight paper.
- VBS 2021 Kids Memory Maker (005826995)

FINISH IT PREP

- Day 4 tag for Memory Maker
- Gospel tag for Memory Maker
- Option: Use the Mega Carabiner to gather the kids' Memory Makers.

ADDITIONAL ACTIVITY OPTIONS


GOSPEL FLYOVER

Application Activity #1—10 minutes

Prep

- Leader pack item 16
- Paper

1. Spread the "Circle Relics" out across the floor (pack item 16).
2. Say: "For many years archaeologists have used airplanes to help them find ancient sites from the air. Let's make airplanes and fly over some ancient relics to see what we can remember about today's story."
3. Give each child a piece of paper and instruct kids to make paper airplanes.
4. Allow the kids to take turns throwing their planes. When their plane lands on or near a relic on the floor, ask the "pilot" to explain how the etching relates to today's story.



16. Circle Relics (Day 4) - Divides 3-4 Bible Study Leader Pack - Make one of copies for each child to have one of its. Cut out pictures and use as directed on Day 4.

Pack Item 16

I SEE HIM NOW!

Application Activity #2—10 minutes

Prep

- A slip of paper for each child, one marked with an X.
- A cup or bowl

1. Say: "In today's story, when Mary first saw Jesus alive, who did she think He was?" (*The gardener.*) Explain that when she realized that Jesus had really risen from the dead, she must have been shocked and happy.
2. Allow each child to choose a slip of paper from the bowl, warning him that only one person in the room will have an X on her paper. That person will be "It."
3. Explain that during this game, everyone will wander slowly around the room. "It" will wink at someone. When she winks at someone, that person must close his eyes, fall to his knees, dramatically gasp and shout, "I see Him now!" like Mary may have done when she realized who Jesus was.
4. This continues until someone who has not been winked at thinks that he knows who "It" is. He can stop the game by yelling, "I've got 'It!'" If he guesses wrong, he's out. If he guesses right, the game is over. Play again as time permits.


BIRD'S-EYE VIEW

Bible Skills Activity—10 minutes

Prep


- Leader pack items 20, 21
- Glue sugar cubes to “Bird’s Eye View” as instructed.

1. Say: “Archaeologists learn a lot about a dig site on the ground, using their tools and technologies to unearth finds. But they can also learn a lot about a site by viewing it from the air. Modern archaeologists use planes, drones, and even satellites to discover and learn more about ancient



Pack Item 21

sites all over the world. Some digs start with the discovery of walls or other structures that can't be detected until they are seen from above.”

2. Display “Aerial Photos” (pack item 21).
3. Give each child a Bible. Guide them to find Luke 2:11.
4.  Ask a volunteer to read Luke 2:11. Say: “Luke tells us that Jesus is the Savior. That means He is our rescuer. But, many people can't see it—they don't believe that Jesus is who He said He is. Even the religious leaders of His day didn't believe it. I wonder if you are considering whether you believe that Jesus is who He said He is?” Encourage the kids to talk with one of their teachers if they have questions about what it means to believe in Jesus.
5. Bring out “Bird’s Eye View” (pack item 20) and hold it flat at eye level with the kids.
6. Say: “Here we have the ruins of an ancient wall. They don't look like much from the ground. Let's see how they look from the air.” Lay the page on the floor and invite the kids to gather around so they can see the word “Savior.”

BIBLE VERSE WORKOUT

Bonus Verse Activity—10 minutes

Prep

- Leader pack item 22

1. Display the “John 11:25 Poster” (pack item 22). Invite kids to read the verse aloud.
2. Ask: “Does anyone know what ‘resurrection’ means?” (*A person who was dead and is made alive again.*)
3. Direct kids to stand and do a series of physical things (jump, march, jog in place) all while repeating the verse together. After a few minutes, stop and have them feel their hearts beating.
4. Say: “Your heart is beating because you're alive. When Jesus died on the cross, His heart stopped beating. But then it started beating again! He was dead, but now He is alive!”