

DAY 2 TRUTH: JESUS DEMONSTRATED GOD'S POWER

BIBLE STORY

Jesus Healed a Blind Man
(Psalm 146:8, Isaiah 35:5-6a, John 9:1-41)

TODAY'S POINT

Jesus has the power God promised.

BIBLE VERSE

You will seek me and find me when you search for me with all your heart. *Jeremiah 29:13*

And ye shall seek me, and find me, when ye shall search for me with all your heart. *Jeremiah 29:13 (KJV)*


A few years ago I received that wonderful letter in the mail—jury duty. My name was drawn for a trial and I found myself in the jury box as evidence was presented. We had to sort through compelling arguments and focus on facts and truth. Now, as I look at the chain of evidence God has provided, it amazes me that some still fail to see the truth and believe. God has provided more than a compelling argument. We can trace the facts and find the truth.

Several Old Testament passages reveal the types of ministry the Messiah would perform. Some of those verses are in today's Scripture passages. Psalm 146:8 points out our Lord's compassion for the most vulnerable. Isaiah 35:5-6a lists specific acts of mercy. The blind will see, the deaf will hear, the lame will leap like deer, and the mute tongue will sing for joy. These are descriptions of not only healing, but transformation!

Today's New Testament section describes one of those healings. The disciples' question represented their current Jewish culture that assumed bad things were God's punishment for sin. Jesus' answer must have surprised them. First, Jesus said this happened for God's glory, not as the result of sin. Then He said, "I am the light of the world." Standing before a man who had never experienced light, Jesus declared Himself the LIGHT.

People often asked Jesus for healing, but this time Jesus initiated the contact. Jesus spat on the ground, made mud, and spread the mud on the man's eyes. Then, Jesus told the man to go wash in the Pool of Siloam. The easy thing to miss here is that the man had heard Jesus' voice and felt Jesus' hands on his eyes, but he had never seen Jesus.

When the man came back seeing, those who knew him weren't sure it was the same man. Apparently they had not witnessed Jesus' mud-making scene, nor helped the man to the pool. All they could do was chatter among themselves about whether he was the man they knew or someone who looked like him. The man kept saying, "I'm the one." They brought



BONUS VERSE

If this man were not from God, he
wouldn't be able to do anything.
John 9:33

If this man were not of God, he
could do nothing.
John 9:33 (KJV)

the man before the Pharisees who asked what had happened. Rather than celebrating an obvious miracle, the Pharisees focused on the fact that this healing had happened on the Sabbath.

The formerly blind man proved to be a faithful witness. He was unshaken by their efforts and asked, "You don't want to become His disciples too, do you?" The man reminded the temple leaders that throughout history there had been no record of a person being able to see who had been born blind. This is true. There are no Old Testament biblical nor extra-biblical sources that cite such a miracle. God had indeed orchestrated this miracle for His glory.

The angry temple officials threw the man out of the temple. Jesus heard what had happened, found the man, and asked if the man believed in the Son of God. "Who is He, that I may believe?" the man replied. Jesus said, "You have seen Him." What a powerful pronouncement. The man saw Jesus, the Light of the World, with his own eyes.

FACTS AND ARTIFACTS

In addition to connecting Old Testament prophecies with New Testament fulfillments, this week of VBS links each day to real archaeological finds that further emphasize the reality of what we read in the Bible.

TODAY'S ARTIFACT: POOL OF SILOAM STEPS

In June 2004, the steps leading to the Pool of Siloam were found! Workmen doing repairs to a large water pipe south of Jerusalem's Temple Mount discovered two ancient stone steps. After further excavation, it was determined that the steps were part of a pool from the Second Temple, the Pool of Siloam. The structure was 225 feet long.

THINK ABOUT IT:

How has God used a difficulty in your life to show you something about Himself?



START IT (4 MINUTES)

1. Ask: "What are some things you might see at an archaeological dig site?" (*hammers, brushes, magnifying glasses, trucks, boots, dirt, etc.*)
2. Ask: "What are some things you might hear at a dig site?" (*hammers, birds, laughter, wind, trucks driving, etc.*)
3. Say: "Today we're going to play a game about listening. Raise your hand if you think you're a good listener!" Choose a volunteer and ask her to stand on one side of the room. Then choose another child to stand on the opposite side of the room.
4. Blindfold the first volunteer and instruct the second volunteer to begin calling the blindfolded child's name. Lead the other kids in the room to roam around making the kinds of noises they might hear at a dig site.
5. Task the blindfolded volunteer with finding the person who is calling her name.
6. After playing several rounds with different volunteers, ask: "How difficult was it to find the person you were looking for?" (*Allow kids to discuss.*)
7. Say: "Today we're going to read a story from the Bible about a man who was blind. But he didn't stay that way for long after meeting Jesus! We're going to see how Jesus demonstrated God's power."
8. Ask a volunteer to add the Day 2 "Banner Add-on" (pack item 2) to the wall beside the "Destination Dig Banner" (pack item 1). Cut a piece of yarn and stretch it from the add-on to the number 2 on the banner. Tape it in place.

LEARN IT (10 MINUTES)

1. Say: "When archaeologists are digging, they call objects they may run across a 'find.' Today you are going to be archaeologists, discovering finds related to our story."
2. Open your Bible to John 9 and tell the story in your own words or read the Bible story printed on the back of the "Day 2 Bible Story Picture" (pack item 8). Pause where indicated to allow a child to "dig" in the boxes using the spade. Let them bust through the brown paper to reveal what is inside.

Jesus Healed a Blind Man

Choose a volunteer to dig in Box #1: a Bible. Say: "Let's see what the Bible has to do with our story."

God spoke to prophets and told them about the things that would happen when His promised Son came to earth. The prophets wrote that God's promised Messiah would perform miracles such as healing people who were blind, deaf, and unable to walk. After Jesus grew up and began His ministry, He did everything God had said that He would do.

Say: "God had already given the Israelites the Old Testament, and they were familiar with what the prophets said about the Savior God had promised. What did the prophets write about the things that the Savior would do?" (*They said He would perform miracles.*)

START IT PREP

- Leader pack Items 1 and 2
- Handkerchief
- Yarn

LEARN IT PREP:

- Leader pack Item 8
- Place objects inside shoeboxes: a Bible, a baggie of dirt, a bottle of water, a megaphone made of paper or plastic, and a paper heart wearing glasses.
- Keep the lids off of the boxes and wrap the boxes (including the open side) with brown craft paper. Number the boxes: Bible (1), dirt (2), water (3), megaphone (4), paper heart with glasses (5).
- Gardening spade

HELPFUL DEFINITIONS

Prophet—Someone who got a special message from God and told the people what God said.

Messiah—Means "anointed one" or "Christ." Old Testament prophets told of a coming Messiah who would be Israel's Savior.

Choose a volunteer to dig in Box #2: dirt.

One day Jesus was walking in Jerusalem. He passed by a man who had been blind since he was born. Jesus spat on the ground and made a bit of mud. He spread the mud on the blind man's eyes and then said, "Go wash in the pool of Siloam."

Say: "What an odd thing to do! How did Jesus use the dirt?" (He mixed it with His saliva and made mud for the man's eyes.)

Choose a volunteer to dig in Box #3: water bottle.

The blind man went to the pool and did what Jesus said. Then, he could see! When he came back, the people who had seen him when he was blind asked, "Isn't he the one who used to beg for money?" Some thought he was and some thought he wasn't.

Say: "Jesus told the blind man exactly what to do to be healed, and the blind man obeyed Him. What did Jesus tell him to do?" (Go to the pool of Siloam and wash off his eyes.)

Choose a volunteer to dig in Box #4: megaphone.

"I'm the one!" the man told them. When the people asked how he could now see, he told them what the man named Jesus had done.

The people took the man to the Pharisees. The Pharisees asked how he had been healed. The man told them the same things about Jesus. The Pharisees couldn't believe it. They asked the man's parents what happened. The parents would only say, "Yes, this is our son. Yes, he was born blind. We don't know why he can see now. Ask him." They knew the Jewish authorities did not allow people into the synagogue who believed Jesus was God's Son.

Say: "After the man was healed, what did he do?" (He told the people what Jesus had done.)

Choose a volunteer to open Box #5: paper heart with glasses.

Later, Jesus found the man who had been blind and asked him, "Do you believe in the Son of Man?" That was the name Jesus often used for Himself.

"Who is He? I want to believe in Him," the man replied.

Jesus answered, "You have seen Him. He is speaking to you now."

"I believe, Lord!" The man exclaimed and worshiped Jesus.

Say: "Jesus didn't just heal the man's eyes so that he could see the trees and the road and the people. He also helped the man see that Jesus is the Savior they had all been waiting for. He helped the man see that Jesus has the power that God promised!"

Psalm 146:8, Isaiah 35:5-6a; John 9:1-41

3. Use the Review and Discussion Questions on pack item 8 and the objects to review the story with the kids.


KNOW IT (6 MINUTES)

1. Guide kids to cover their eyes and try to say the verse. Then ask them to open their eyes and read from the poster (pack item 5).
2. Say: "It's much easier to say the verse when you can see it. We don't get to see Jesus the way the blind man did. How do we seek Jesus today? How do we learn about Him?" (*Through the Bible.*)
3. Say: "We may not be able to see Jesus, but the Bible has given us everything we need to know about Him. What did we learn about Jesus in today's Bible story?" (*He is powerful.*)
4. Lead the kids to form a circle. Place the spade in the center of the circle and spin it. Whoever the spade points to should cover her eyes and try to say the verse. Allow the other kids to cue her if she needs help.
5. After several rounds, challenge everyone to cover his eyes and say the verse from memory.

LIVE IT (8 MINUTES)

1. Give the kids their activity books. Point out the picture of the steps leading to the Pool of Siloam on page 5.
2. Say: "Archaeologists have excavated the steps that lead down to the very pool where the blind man washed his eyes. Can you picture him walking down these steps and into the water? This story really happened. Jesus walked this earth and showed special power because He is God."
3. Open your Bible to Isaiah 35:5-6a and read the verses to the kids. Say: "Hundreds of years before this day happened, Isaiah wrote about the power that Jesus would have. It's another prophecy that came true right here at these steps that anyone can go and see today."
4. Guide kids to do the "Trenches to Treasure" activity. Challenge them to look up at least one of the stories of Jesus' power in their Bibles.

FINISH IT (2 MINUTES)

1. Give each child a strip of the heavyweight paper and a marker.
2. Direct the kids to draw two eyes on the paper to remind them of the blind man.
3. Give each child a Day 2 Tag and lead them to add to the tag and the paper strip to the Memory Maker bag.
4. Guide them to say today's truth together: Jesus Demonstrated God's Power.
5.  Encourage the kids to tell today's story to a family member or friend. Say: "Jesus' power is as real today as it was in today's Bible story. He has the power to open our eyes to the truth of His Word and to rescue us from our sins."
6. Invite a volunteer to pray.

KNOW IT PREP

- Leader pack item 5
- Gardening spade


LIVE IT PREP

- VBS 2021 Kids Activity Book

FINISH IT PREP

- Daily Tag for Memory Maker
- Cut rectangular pieces of heavyweight paper.
- Markers
- Option:* Use the Mega Carabiner to gather kids' Memory Makers.

SHARING THE GOSPEL

The  identifies an opportune time to share the gospel as led by the Holy Spirit.

ROCK ART

Application Activity #1—10 minutes

Prep

- Smooth stones
- Paintbrushes
- Washable paint
- Paper towels
- Paper plates

1. Say: "Rock art is said to be one of the earliest forms of art that human beings created. Archaeologists have learned a lot about ancient cultures by interpreting the art that they left behind on cave walls and other rock surfaces."
2. Give each child a stone, a paintbrush, and a paper plate with several different colors of washable paint.
3. Say: "I want you to imagine that you are the blind man from today's story. If he were going to paint a symbol on rock that would tell us something about this day in his life, what do you think he would paint on it?"
4. Encourage the kids to paint a symbol that would tell future archaeologists about Jesus' power. Then allow the kids to share their rocks and explain their symbols.

SAND SEARCH

Application Activity #2—10 minutes

Prep

- Bible—Mark Isaiah 35:5-6 in the Bible.
- Craft foam
- Empty, clear two-liter bottle
- Play sand
- Write these Scripture references on both the front and back of small pieces of craft foam: *Matthew 8:1-3, Mark 7:31-37, Luke 13:10-13, Luke 8:43-44, Luke 7:11-15*. Place the foam pieces inside an empty, clear two-liter bottle. Then fill the bottle about $\frac{2}{3}$ full of play sand.

1. Give the Bible with Isaiah 35:5-6 marked to a child and ask him to read the verses. Say: "In today's story, we saw this prophecy come true: Jesus healed a blind man. But Jesus did a lot more healing during His time on earth! We're going to see if we can search through the sand like archaeologists and find some other verses in the New Testament that talk about Jesus' power as a healer."
2. Show the kids how to turn the bottle over to uncover the Scripture references. As they find a reference, encourage the rest of the class to find the verse in their Bibles. Choose a volunteer to read the verses aloud.
3. Say: "These are only a few examples of the miracles Jesus performed. Which story is your favorite? Why?"


GARBAGE GOLD

Bible Skills Activity—10 minutes

Prep

- Leader pack item 9
- Pieces of paper
- Write Bible story titles on pieces of paper and crumple them to make a “garbage pile.” Suggestions: *Noah’s Ark, Adam and Eve, Jesus Was Born, David Became King, Abraham Heard from God, Paul on the Road to Damascus, John the Baptist Preached, Esther Became Queen, etc.* (Include blank paper in the pile, too.)

1. Say: “Whoa! We have a big pile of garbage in our room! Archaeologists love finding ancient garbage piles! It turns out that studying a civilization’s trash is one of the best ways to learn how people lived.”
2. Lead the kids to form two teams. Display “Books of the Bible Poster” (pack item 9).



Pack Item 9

3. Say: “The Bible is divided into two parts: the Old Testament and the New Testament. The Old Testament starts with creation, and the New Testament starts with Jesus’ birth. You are going to work as a team to decide where different Bible stories fit: in the Old or New Testament.”
4. Ask the teams to get into single file lines. A player from each team will race to the garbage pile and dig through until he finds a Bible story title. He will run back to his team with it, and the first team to correctly call out Old or New Testament will earn a point. Allow kids to help each other since a lot of visitors come to VBS and may not be familiar with all of the stories.
5. Continue play until all of the Bible stories have been found.

MIRACLES REVIEW

Bonus Verse Activity—10 minutes

Prep

- Leader pack item 10

1. Give the kids Bibles and guide them to find John 9:33. Show the kids that John is in the New Testament, which is where we read about Jesus’ life on earth.
2. Ask a volunteer to read the verse aloud. Explain that the blind man said these words when he was telling the religious leaders about what Jesus had done for him.
3. Display the “John 9:33 Poster” (pack item 10).
4. Say: “One reason that Jesus healed so many people and did so many miracles during His time on earth was to show everyone that He is God. Let’s look at some other miraculous things Jesus did.”
5. Lead the kids to form six groups. Give each group a Bible and assign them one of the following passages: Mark 4:37-39, Luke 5:4-7, John 6:9-11, Matthew 15:29-30, Luke 17:12-14, Matthew 14:23-27.
6. After each group has read their passage, allow them to act out Jesus’ miracle for the class.
7. Say: “Jesus had the power to do all of these things because He is God!”